


ALL **NEW** 5TH GENERATION

SERIES




DRILL TAP CENTER




DTC
SERIES

RIGID STRUCTURE



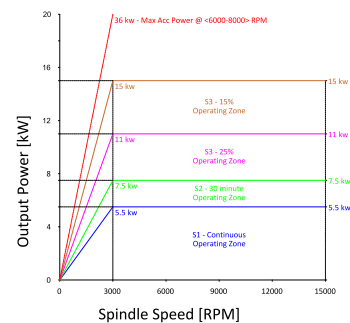
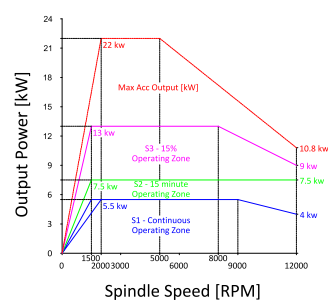
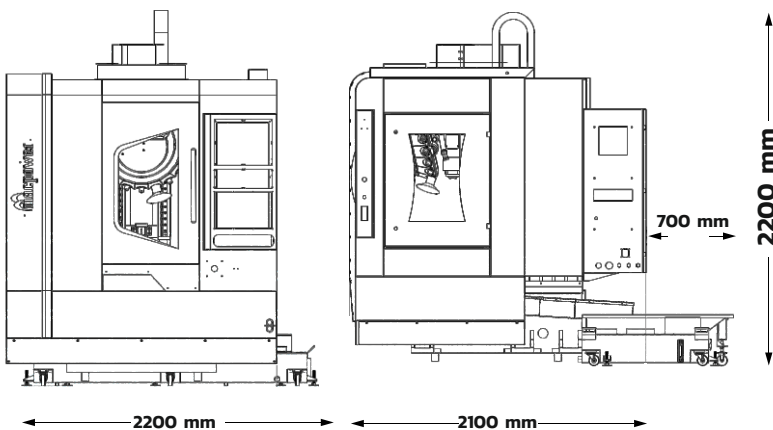
Sturdiness of the foundation determined the soundness of the structure. The major construction parts are based on FG260 grade cast iron, to ensure optimum harmonic stability and maximum damping during cutting. Base and column are reinforced with heavy ribs for stability and least distortion. The uniform dense, fine graded casting distributed stress and heat throughout the machine structure.

COMPONENTS



DTC 600 / 700

DRILL TAP CENTER



DTC SERIES MACHINE CONFIGURATIONS

DESCRIPTION	UNIT	DTC 600	DTC 700
CAPACITY			
X TRAVEL	MM	600	700
Y TRAVEL	MM	420	420
Z TRAVEL	MM	330	330
RAPID X/Y/Z	M/MIN	48/48/48	48/48/48
DISTANCE FROM TABLE TO SPINDLE FACE	MM	150-480	150-480
TABLE			
TABLE SIZE (CLAMPING AREA)	MM	700X420	800X420
NO./WIDTH CD OF T SLOT	MM	3X14X125	3X14X125
MAX. SAFE LOAD IN TABLE	KG	250	300
MAIN SPINDLE			
TAPER	-	BT 30	BT 30
SPEED	RPM	12000 (15000)	12000 (15000)
CONFIGURATION	-	DIRECT INLINE DRIVE	DIRECT INLINE DRIVE
CONTINUOUS POWER	KW	5.5/7.5	5.5/7.5
CONTINUOUS TORQUE	N.M	26.3 (17.5)	26.63 (17.5)
AUTO TOOL CHANGER			
NO. OF TOOLS (STD/OPT)	-	21	21
MAX. TOOL DIA. (ALL POCKET FULL)	MM	60	60
MAX. TOOL DIA. (ADJ. POCKET EMPTY)	MM	120	120
TOOL LENGTH MAX	MM	200	200
TOOL WEIGHT MAX	KG	3	3
TOOL CHANGE TIME (TOOL TO TOOL)	SEC	1.5	1.5
ACCURACY			
POSITIONAL ACCURACY X,Y AND Z	MM	0.010/300	0.006/300
REPEATABILITY X,Y AND Z	MM	0.007/300	0.003/300
INSTALLATION DATA			
PNEUMATIC SUPPLY	BAR	6	6
MACHINE WEIGHT	KG	2700	2800
CHIP REMOVAL	-	BACK SIDE	BACK SIDE
LUBRICATION TANK CAPACITY	LTR.	3	3
MACHINE DIMENSIONS (LXWXH)	MM	2800x2200x2650	2800x2200x2650

ACCESSORIES

STANDARD

- ROLLER GUIDEWAYS
- 20 TOOL ATC
- WORK LIGHT
- HAND WHEEL
- LEVELING PAD
- RING COOLANT
- PATROL LIGHT
- AIR GUN
- CENTRALIZED LUBRICATION SYSTEM
- DRY AIR CUTTING

OPTIONAL

- COOLANT GUN
- AUTO DOOR
- CHIP CONVEYOR
- STABILIZER
- TOOL PROBE
- WORK PROBE
- TOOLED UP SOLUTIONS
- FLUSH COOLANT

FOR MORE INFORMATION PLEASE CONTACT

WEST ZONE

Rajkot	:	93777 87930
Jamnagar	:	74860 42366
Surendranagar	:	74860 42366
Morbi	:	93777 87930
Bhavnagar	:	93777 87930
Ahmedabad	:	93775 87930
Sanand	:	93775 87930
Anand	:	93775 87930
Baroda	:	63560 02810
Halol	:	63560 02810
Surat	:	63560 02810
Vapi	:	63560 02810
Mumbai (C)	:	70964 55955
Mumbai (W)	:	93203 87930
Nasik	:	93713 87930
Aurangabad	:	93456 87930
Kolhapur	:	70690 11499
Pune	:	93210 87930
Ahmednagar	:	93210 87930

NORTH ZONE

Delhi	:	76000 10288
Faridabad	:	74860 29853
Ghaziabad	:	70690 75161
Noida	:	70690 75161
Gurugram	:	72111 08487
Haryana	:	89504 69265
Sonipat	:	89504 69265
		72111 02818
Ludhiana	:	99886 93302
Mohali	:	99886 93302
Jaipur	:	72111 88869
Alwar	:	72111 88869
Jodhpur	:	72111 88869

EAST ZONE

Kolkata	:	93758 45361
Jameshedpur	:	93758 45361

SOUTH ZONE

Hyderabad	:	70961 50505
Bangalore	:	72111 03869
Chennai	:	63560 02822
Belgaum	:	91641 02610
Coimbatore	:	72111 02822
Trichy	:	72111 02822
Kerala	:	72111 02822

CENTRAL ZONE

Indore	:	99747 97756
Bhopal	:	87706 96570

at
your service
anytime
anywhere

 **macpower**

MACPOWER CNC MACHINES LTD.

Regd. office address : Plot No. 2234, Near Kranti Gate,
GIDC, Metoda - 360 021. Rajkot, Gujarat. (INDIA)

 +91 2827 287930/31  sales@macpowercnc.com  www.macpowercnc.com



Note : Technical Specifications and Colors are subject to change as a part of continuous development.